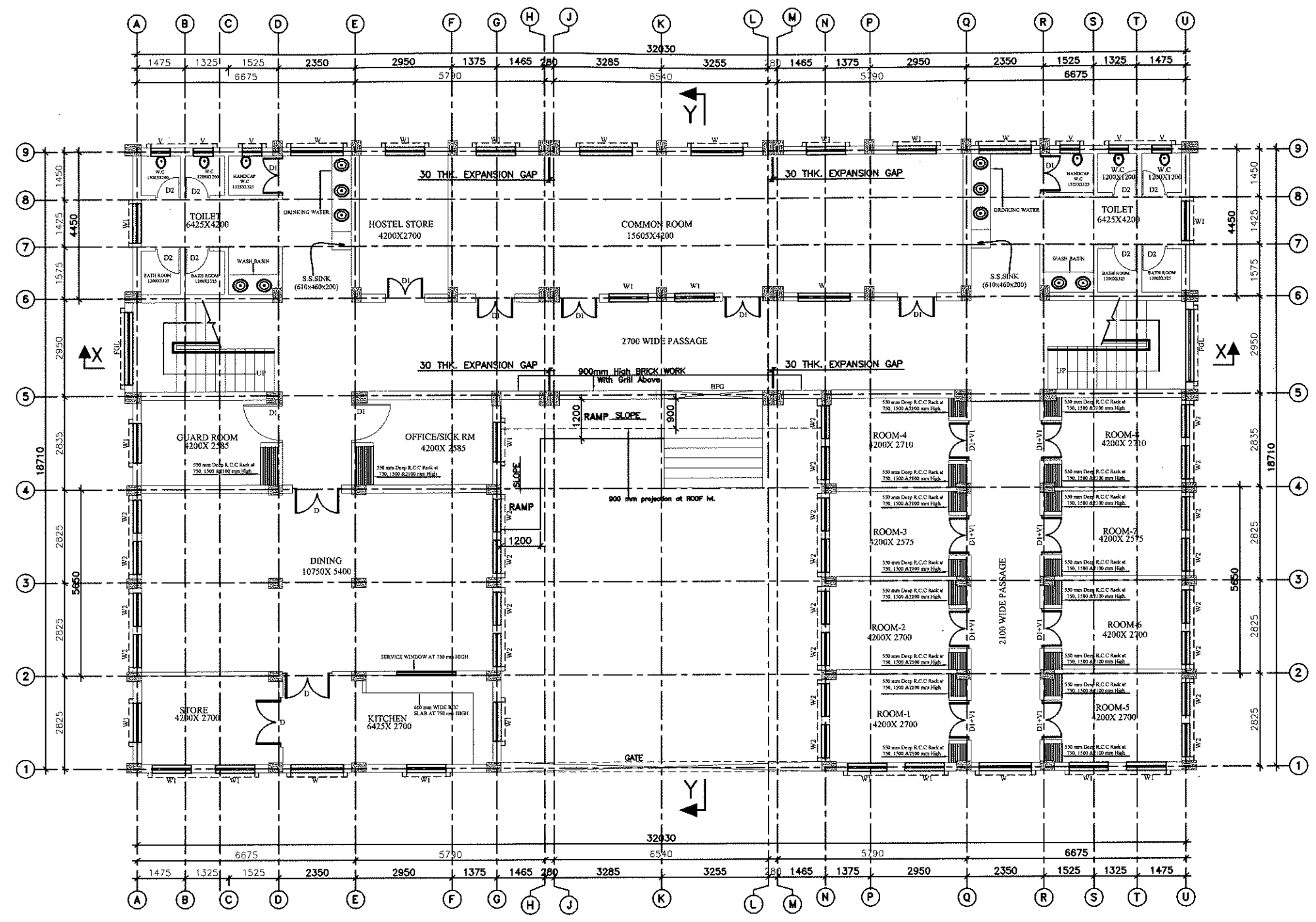


SCHEDULE OF DOORS & WINDOWS					
SL.NO.	TYPE	WIDTH	HEIGHT	NOS.	DESCRIPTION
1	D	1500	2100	4	DOUBLE PANEL WOODEN DOOR
2	D1	1200	2100	15	DOUBLE PANEL WOODEN DOOR
3	D2	750	2100	12	SINGLE PANEL WOODEN DOOR
4	W	1600	1200	7	STEEL FRAME GLAZED WINDOW
5	W1	1200	1200	15	STEEL FRAME GLAZED WINDOW
6	W2	1000	1200	24	STEEL FRAME GLAZED WINDOW
7	V	600	600	6	STEEL GLAZED VANTILATION
8	V1	1200	300	8	STEEL GLAZED VANTILATION
9	FGL	2200	2100	2	GLAZED VANTILATION
10	BFG	3000	2400	1	BIFOLD GRILL GATE



GROUND FLOOR PLAN  
 AREA - 498.00 sqm (5358.48 sqft.)  
 (SCALE 1:75)

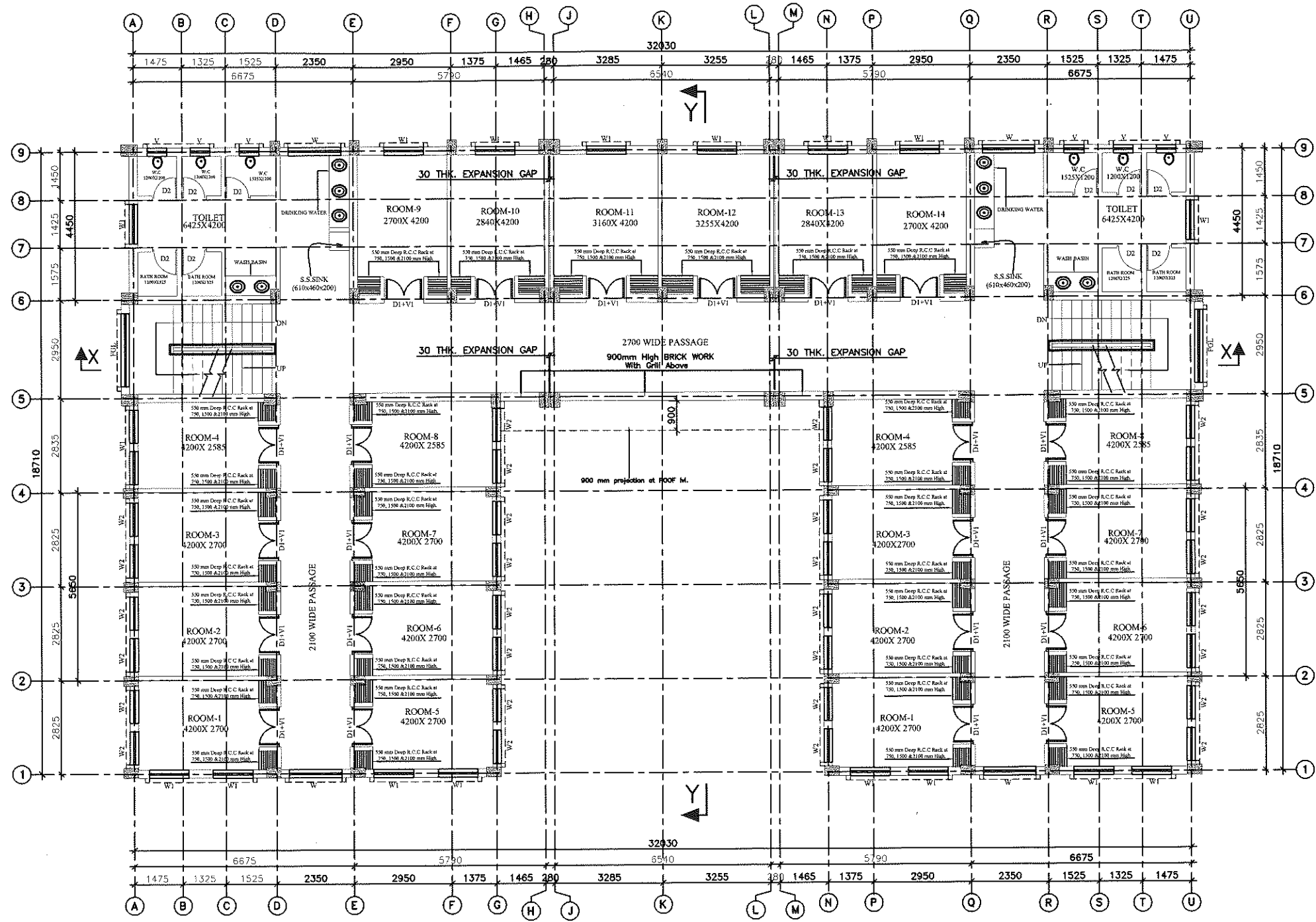
*Drinking water provision time  
 Rancho 11-7-18*

<b>BIHAR STATE EDUCATIONAL INFRASTRUCTURE DEVELOPMENT CORPORATION LTD.</b> SHIKSHA BHAWAN, SAIDPUR, PATNA			
<i>11-7-18</i> ARCH. DMC. BSEIDC, PATNA	SENIOR (ARCH.) BSEIDC, PATNA	<i>11-7-18</i> S.E. BSEIDC, PATNA	C.E. BSEIDC, PATNA
PROJECT	PROPOSED CONSTRUCTION OF NEW GIRLS HOSTEL FOR 100 STUDENTS (DIET, PTEC, CTE, BITE)		
DEPT.	BIHAR STATE EDUCATIONAL INFRASTRUCTURE DEVELOPMENT CORPORATION LTD. SHIKSHA BHAWAN, SAIDPUR, PATNA		
ARCHT. AND CONSULTANT	<b>RDCS</b> RANCHI DESIGN & CONSULTANCY SERVICES PVT. LTD. SOUTH OFFICE PARA, NEAR ST. XAVIER SCHOOL DORANDA, RANCHI-834002		
CHECKED & APPROVED	S.L. GOPE	<b>GROUND FLOOR PLAN</b>	
DESIGN BY	S.A.		
DRAWN BY	pradeep		
SIZE-	SCALE 1:75	DRG. NO.-RDCS/BSEIDC/0033/HOS/001	SHEET 1 OF 4

- NOTES:-**
- ALL DIMENSIONS AND LEVELS ARE IN mm. & FIGURED DIMENSIONS SHALL BE FOLLOWED.
  - ±0.00 LEVEL CORRESPONDS TO PLINTH LEVEL (P.L.) OF BUILDING, WHICH IS 1050mm ABOVE FINISHED GROUND LEVEL (G.L.).
  - ALL RCC WORK SHALL BE OF M25 GRADE CONCRETE.
  - BRICKWORK SHALL BE WITH 100A BRICKS IN CEMENT MORTAR 1:6.

REV.	DESCRIPTION	DATE	BY

SCHEDULE OF DOORS & WINDOWS					
SL.NO.	TYPE	WIDTH	HEIGHT	NOS.	DESCRIPTION
1	D1	1200	2100	22	DOUBLE PANEL WOODEN DOOR
2	D2	750	2100	12	SINGLE PANEL WOODEN DOOR
3	W	1600	1200	4	STEEL FRAME GLAZED WINDOW
4	W1	1200	1200	16	STEEL FRAME GLAZED WINDOW
5	W2	1000	1200	32	STEEL FRAME GLAZED WINDOW
6	V	600	600	6	STEEL GLAZED VANTILATION
7	V1	1200	300	22	STEEL GLAZED VANTILATION
8	FGL	2200	2100	2	GLAZED VANTILATION



FIRST FLOOR PLAN  
 AREA - 498.00 sqm (5358.48 sqft.)  
 (SCALE 1:75)

*Drinking water program done*  
*Party photo*  
*11-7-18*

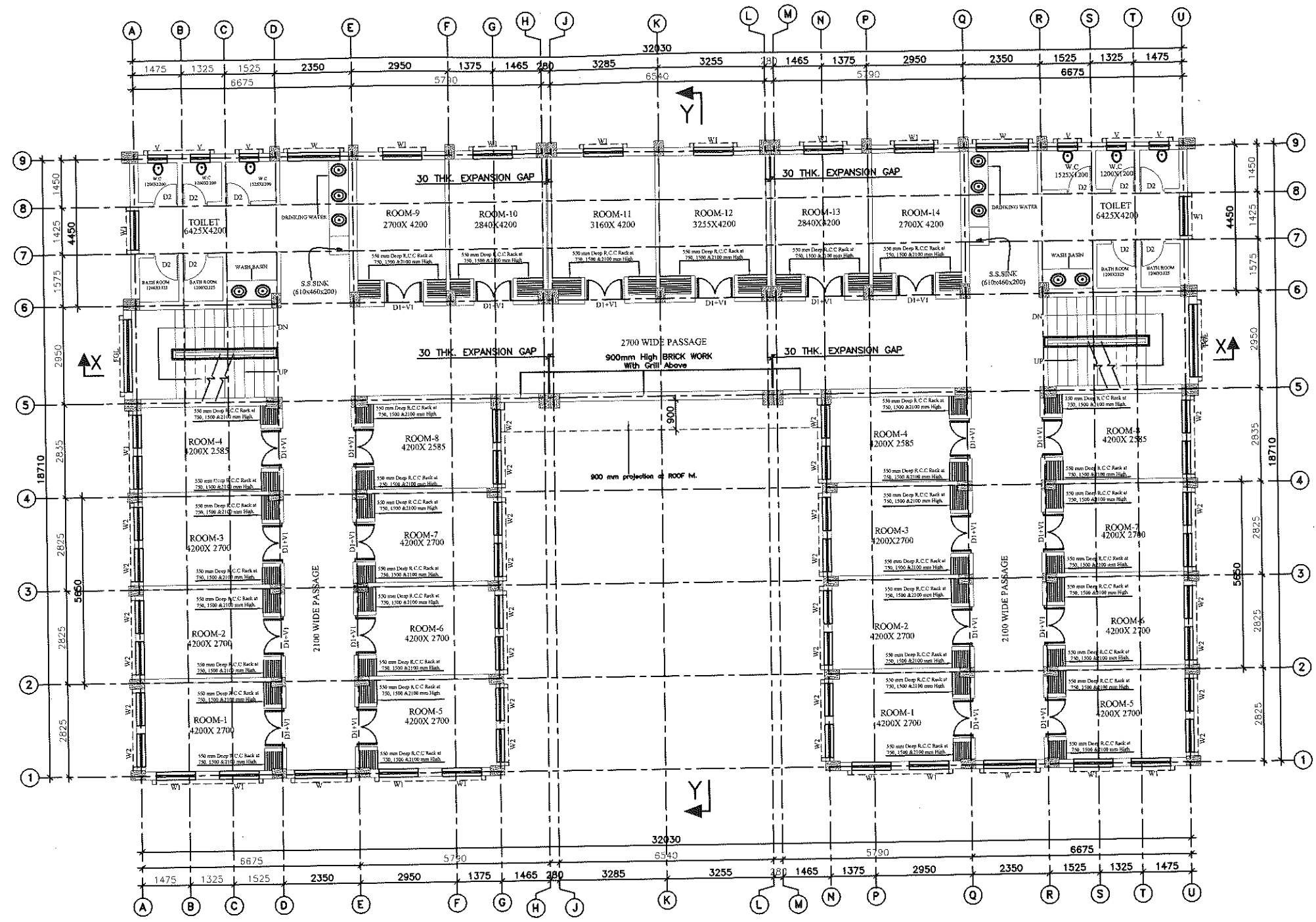
<b>BIHAR STATE EDUCATIONAL INFRASTRUCTURE DEVELOPMENT CORPORATION LTD.</b> SHIKSHA BHAWAN, SAIDPUR, PATNA			
<i>A. Hoque</i> 11-7-18 ARCH. DRG. BSEIDC, PATNA	<i>Pradeep Go</i> 11-7-18 SENIOR (ARCH.) BSEIDC, PATNA	S.E. BSEIDC, PATNA	C.E. BSEIDC, PATNA
PROJECT	<b>PROPOSED CONSTRUCTION OF NEW GIRLS HOSTEL FOR 100 STUDENTS (DIET, PTEC, CTE, BITE)</b>		
DEPT.	<b>BIHAR STATE EDUCATIONAL INFRASTRUCTURE DEVELOPMENT CORPORATION LTD.</b> SHIKSHA BHAWAN, SAIDPUR, PATNA		
ARCHT. AND CONSULTANT	<b>RDCS RANCHI DESIGN &amp; CONSULTANCY SERVICES PVT. LTD.</b> SOUTH OFFICE PARA, NEAR ST. XAVIER SCHOOL DORANDA, RANCHI-834002		

- NOTES:-**
- ALL DIMENSIONS AND LEVELS ARE IN mm. & FIGURED DIMENSIONS SHALL BE FOLLOWED.
  - ±0.00 LEVEL CORRESPONDS TO PLINTH LEVEL (P.L.) OF BUILDING. WHICH IS 1050mm ABOVE FINISHED GROUND LEVEL (G.L.).
  - ALL RCC WORK SHALL BE OF M25 GRADE CONCRETE.
  - BRICKWORK SHALL BE WITH 100A BRICKS IN CEMENT MORTAR 1:6.

REV.	DESCRIPTION	DATE	BY

CHECKED & APPROVED	S.L. GOPE	<b>FIRST FLOOR PLAN</b>
DESIGN BY	S.A.	
DRAWN BY	pradeep	
SIZE-	SCALE 1:75	DRG. NO.-RDCS/BSEIDC/0033/HOS/001
		SHEET 2 OF 4
		REV R=0

SCHEDULE OF DOORS & WINDOWS						
SL.NO.	TYPE	WIDTH	HEIGHT	NOS.	DESCRIPTION	
1	D1	1200	2100	22	DOUBLE PANEL WOODEN DOOR	
2	D2	750	2100	12	SINGLE PANEL WOODEN DOOR	
3	W	1600	1200	4	STEEL FRAME GLAZED WINDOW	
4	W1	1200	1200	16	STEEL FRAME GLAZED WINDOW	
5	W2	1000	1200	32	STEEL FRAME GLAZED WINDOW	
6	V	600	600	6	STEEL GLAZED VENTILATION	
7	V1	1200	300	22	STEEL GLAZED VENTILATION	
8	FGL	2200	2100	2	GLAZED VENTILATION	



SECOND FLOOR PLAN  
 AREA - 498.00 sqm (5358.48 sqft.)  
 (SCALE 1:75)

*Handwritten note:*  
 Ankey water provision done.  
 Pankaj Saha  
 11-7-18

BIHAR STATE EDUCATIONAL INFRASTRUCTURE DEVELOPMENT CORPORATION LTD. SHIKSHA BHAWAN, SAIDPUR, PATNA			
A. Hoque 11-7-18 MEMBER DMC BSEIDC, PATNA	Pankaj Saha 11-7-18 SENIOR (ARCH.) BSEIDC, PATNA	S.E. BSEIDC, PATNA	C.E. BSEIDC, PATNA
PROJECT	PROPOSED CONSTRUCTION OF NEW GIRLS HOSTEL FOR 100 STUDENTS (DIET, PTEC, CTE, BITE)		
DEPT.	BIHAR STATE EDUCATIONAL INFRASTRUCTURE DEVELOPMENT CORPORATION LTD. SHIKSHA BHAWAN, SAIDPUR, PATNA		
ARCHT. AND CONSULTANT	RANCHI DESIGN & CONSULTANCY SERVICES PVT. LTD. SOUTH OFFICE PARA, NEAR ST. XAVIER SCHOOL DORANDA, RANCHI-834002		
CHECKED & APPROVED	S.L. GOPE	<b>SECOND FLOOR PLAN</b>	
DESIGN BY	S.A.		
DRAWN BY	pradeep		
SIZE-	SCALE 1:75	DRG. NO. -RDCS/BSEIDC/0033/HOS/001	SHEET 3 OF 4

- NOTES:-
- ALL DIMENSIONS AND LEVELS ARE IN mm. & FIGURED DIMENSIONS SHALL BE FOLLOWED.
  - ±0.00 LEVEL CORRESPONDS TO PLINTH LEVEL (P.L.) OF BUILDING. WHICH IS 1050mm ABOVE FINISHED GROUND LEVEL (G.L.).
  - ALL RCC WORK SHALL BE OF M25 GRADE CONCRETE.
  - BRICKWORK SHALL BE WITH 100A BRICKS IN CEMENT MORTAR 1:6.

REV.	DESCRIPTION	DATE	BY